

INDEPENDENT AUDITORS' REVIEW REPORT ON THE UNAUDITED STANDALONE FINANCIAL RESULTS FOR THE QUARTER AND HALF YEAR ENDED SEPTEMBER 30, 2023

To,
The Board of Directors
Diamines and Chemicals Limited

1. We have reviewed the accompanying Statement of Unaudited Standalone Financial Results of **Diamines and Chemicals Limited** ("the Company") for the quarter and half year ended September 30, 2023, (hereinafter referred to as "the Statement" and initialed by us for the purpose of identification), being submitted by the Company pursuant to the requirement of Regulation 33 of the SEBI (Listing Obligations and Disclosure Requirements) Regulations, 2015, as amended. This Statement is the responsibility of the Company's Management and has been approved by the Board of Directors. Our responsibility is to express a conclusion on the Statement based on our review.
2. We conducted our review of the Statement in accordance with the Standard on Review Engagements (SRE) 2410 "Review of Interim Financial Information Performed by the Independent Auditor of the Entity", issued by the Institute of Chartered Accountants of India. This standard requires that we plan and perform the review to obtain moderate assurance as to whether the Statement is free of material misstatement. A review is limited primarily to inquiries of company personnel and analytical procedures applied to financial data and thus provides less assurance than an audit. We have not performed an audit and, accordingly, we do not express an audit opinion.
3. Based on our review conducted as above, nothing has come to our attention that causes us to believe that the accompanying Statement, prepared in accordance with applicable Indian Accounting Standards (Ind AS) specified under section 133 of the Companies Act, 2013, as amended, read with relevant rules issued thereunder and other accounting principles generally accepted in India, has not disclosed the information required to be disclosed in terms of Regulation 33 of the SEBI (Listing Obligations and Disclosure Requirements) Regulations, 2015, as amended, including the manner in which it is to be disclosed, or that it contains any material misstatement.

For K C Mehta & Co LLP
Chartered Accountants
Firm's Registration No. 106237W/W100829



Shripal Shah
Partner

Membership No. 114988

UDIN: 23114988B67WNBIG982

Place: Vadodara

Date: November 07, 2023



PART I : STATEMENT OF UNAUDITED STANDALONE FINANCIAL RESULTS FOR THE QUARTER AND HALF YEAR ENDED 30TH SEPTEMBER, 2023

		Quarter ended			Half Year ended		(₹ in Lakhs)
Particulars	30th September, 2023	30th June, 2023	30th September, 2022	30th September, 2023	30th September, 2022	31st March, 2023	
	Unaudited	Unaudited	Unaudited	Unaudited	Unaudited	Audited	
I Revenue from Operations	1,992.27	3,170.01	2,697.85	5,162.28	5,000.03	11,055.86	
II Other Income	63.06	71.07	65.70	134.13	122.02	274.83	
III Total Income (I+II)	2,055.33	3,241.08	2,763.55	5,296.41	5,122.05	11,330.69	
IV Expenses:							
(a) Cost of Material Consumed	726.34	585.64	430.36	1,311.98	732.30	3,325.00	
(b) Changes in Inventories of Finished Goods and Work-in-progress	(284.46)	281.05	(0.89)	(3.41)	(69.31)	(545.31)	
(c) Purchase of Stock in trade	324.56	496.03	-	820.59	-	-	
(d) Employee Benefit Expenses	291.28	270.63	253.51	561.91	494.33	973.07	
(e) Finance Costs	4.45	3.83	2.29	8.28	6.01	14.47	
(f) Depreciation and amortisation expense	64.80	45.88	44.47	110.68	86.11	170.68	
(g) Other Expenses	413.38	569.42	376.85	982.80	736.15	1,726.50	
Total Expenses	1,540.34	2,252.48	1,106.59	3,792.82	1,985.59	5,664.41	
V Profit before tax (III-IV)	514.99	988.60	1,656.96	1,503.59	3,136.46	5,666.28	
VI Tax Expense:							
(a) Current Tax	119.30	270.81	419.19	390.11	792.97	1,425.57	
(b) Tax relating to earlier years	-	-	-	-	-	7.98	
(c) Deferred Tax	(4.45)	3.84	(0.12)	(0.61)	2.81	10.78	
Total tax expenses	114.85	274.65	419.07	389.50	795.78	1,444.33	
VII Profit for the period (V-VI)	400.14	713.95	1,237.89	1,114.09	2,340.68	4,221.95	
VIII Other Comprehensive Income (OCI)							
A. Items that will not be reclassified subsequently to profit or loss							
i. Remeasurement gain/(loss) on the Defined Benefit Plans	(11.57)	-	4.63	(11.57)	4.63	4.66	
ii. Gain/(Loss) on measuring equity instruments at Fair Value carried through Other Comprehensive Income (FVTOCI)	(49.97)	163.71	116.98	113.74	(86.41)	(209.50)	
iii. Income tax	8.63	(18.73)	(14.55)	(10.10)	8.15	22.22	
B. Items that will be reclassified subsequently to profit or loss	-	-	-	-	-	-	
IX Total Comprehensive Income for the period (VII+VIII)	347.21	858.93	1,344.95	1,206.14	2,267.05	4,039.33	
X Paid-up Equity Share Capital (Face Value of ₹ 10 each)	978.32	978.32	978.32	978.32	978.32	978.32	
XI Other Equity						12,510.69	
XII Earnings per equity share (Face Value of ₹ 10 each) - (not annualised)							
Basic (₹)	4.09	7.30	12.65	11.39	23.93	43.15	
Diluted (₹)	4.09	7.29	12.64	11.38	23.91	43.12	



DIAMINES AND CHEMICALS LIMITED
CIN : L24110GJ1976PLC002905
Registered Office : Plot No.13 P.C.C. Area, P.O.Petrochemicals, Dist. Vadodara 391346(Gujarat)
Phone : 0265-3920200 Fax : 0265-2230218
Email : info@dacl.co.in Website : www.dacl.co.in

PART II : UNAUDITED SEGMENT WISE REVENUE, RESULTS, ASSETS & LIABILITIES (STANDALONE)

(₹ in Lakhs)

Particulars	Quarter ended			Half Year ended		Year ended
	30th September, 2023	30th June, 2023	30th September, 2022	30th September, 2023	30th September, 2022	31st March, 2023
	Unaudited	Unaudited	Unaudited	Unaudited	Unaudited	Audited
A. Segment Revenue						
a. Speciality Chemicals	1,820.38	2,805.51	2,697.85	4,625.89	5,000.03	11,055.86
b. Trading in Fruits and Vegetables	171.89	364.50	-	536.39	-	-
Revenue from Operations (a+b)	1,992.27	3,170.01	2,697.85	5,162.28	5,000.03	11,055.86
B. Segment Results						
Profit/(Loss) before tax and finance costs						
i. Speciality Chemicals	491.59	966.78	1,659.26	1,458.38	3,142.47	5,680.75
ii. Trading in Fruits and Vegetables	27.85	25.65	-	53.50	-	-
Sub-total (i+ii)	519.45	992.43	1,659.26	1,511.88	3,142.47	5,680.75
Less:-Finance costs	4.45	3.83	2.29	8.28	6.01	14.47
Profit before Tax	514.99	988.60	1,656.96	1,503.59	3,136.46	5,666.28
C. Segment Assets						
a. Speciality Chemicals	15,690.76	15,544.14	13,482.83	15,690.76	13,482.83	15,143.38
b. Trading in Fruits and Vegetables	202.31	206.92	-	202.31	-	-
Total	15,893.07	15,751.06	13,482.83	15,893.07	13,482.83	15,143.38
D. Segment Liabilities						
a. Speciality Chemicals	1,485.60	1,693.90	1,477.60	1,485.60	1,477.60	1,654.37
b. Trading in Fruits and Vegetables	-	-	-	-	-	-
Total	1,485.60	1,693.90	1,477.60	1,485.60	1,477.60	1,654.37



DIAMINES AND CHEMICALS LIMITED

CIN : L24110GJ1976PLC002905

Registered Office : Plot No.13 P.C.C. Area, P.O.Petrochemicals, Dist. Vadodara 391346(Gujarat)

Email : info@dacl.co.in Website : www.dacl.co.in

PART III- STATEMENT OF UNAUDITED STANDALONE CASH FLOWS STATEMENT FOR THE HALF YEAR ENDED 30TH SEPTEMBER, 2023

(₹ in Lakhs)

Particulars	For the Half year ended 30th September,2023	For the Half year ended 30th September,2022
A. CASH FLOW FROM OPERATING ACTIVITIES		
Net Profit/(Loss) before tax	1,503.59	3,136.46
Adjustments for:		
Depreciation / Amortisation / Impairment of Property, Plant and Equipment and Intangible Assets	193.06	86.11
Remeasurement gain/(loss) on the Defined Benefit Plans	(11.57)	4.63
Employee Stock Option Exp	5.82	-
Dividend Income	(13.42)	(8.62)
Interest Income	(106.78)	(112.15)
Finance Costs	8.28	6.01
(Profit)/Loss on sale of Property, Plant and Equipment	(8.59)	-
(Profit)/Loss on sale of shares	0.41	-
Unrealised Loss/(Gain) on Foreign Exchange	7.37	(0.43)
Provision/Advances/Sundry Balances written back	(1.58)	-
Operating Profit/(Loss) before changes in working capital	1,576.58	3,112.01
Adjustment for (Increase)/Decrease in Operating Assets		
Trade Receivables	842.23	(277.48)
Inventories	(1,356.20)	(189.41)
Financial Assets and Other Assets	(131.95)	(37.45)
Long-term Loans and Advances and Other Non-current Assets	121.43	(0.00)
Adjustment for Increase/(Decrease) in Operating Liabilities		
Trade Payables	(71.67)	227.32
Other Financial Liabilities	(84.79)	63.36
Other Liabilities and provisions	(47.14)	(80.86)
Cash flow from operations after changes in working capital	848.50	2,817.49
Net Direct Taxes (Paid)/Refunded	(408.65)	(552.20)
Net Cash Flow from/(used in) Operating Activities	439.84	2,265.29
B. CASH FLOW FROM INVESTING ACTIVITIES		
Interest Received	106.78	112.15
Dividend Received	13.42	8.62
Purchase of Equity Instruments	(26.12)	(144.46)
Sale of Equity Instruments	25.71	8.75
Investment in Subsidiary/Associates	(174.65)	-
Purchase of Property, Plant and Equipment, Intangible assets including CWIP & Capital Advances	(514.63)	(935.04)
Sale of Property, Plant and Equipment	11.20	-
Bank Balances not considered as Cash and Cash Equivalents	190.93	(889.05)
Net Cash Flow from/(used in) Investing Activities	(367.35)	(1,839.03)
C. CASH FLOW FROM FINANCING ACTIVITIES		
Finance Costs	(8.28)	(6.01)
Payment of Dividend & Tax on Dividend	(293.50)	(293.50)
Increase / (Decrease) in Current Borrowings	17.97	-
Net Cash Flow from/(used in) Financing Activities	(283.81)	(299.51)
Net Increase/ (Decrease) in Cash and Cash Equivalents	(211.32)	126.75
Cash & Cash Equivalents at beginning of period	257.69	85.10
Cash and Cash Equivalents at end of period	46.37	211.85
Notes:		
1 Cash and Cash equivalents comprise of:		
Cash on hand	0.12	0.79
Balance with Banks	46.25	211.06
Cash and Cash equivalents	46.37	211.85
2 The above Statement of Cash Flows has been prepared under the "Indirect Method" as set out in the Indian Accounting Standard 7 - "Statement of Cash Flows".		



Handwritten signature and circular stamp of DIAMINES AND CHEMICALS LIMITED, VADODARA.

PART IV : STATEMENT OF UNAUDITED STANDALONE ASSETS AND LIABILITIES
AS AT 30TH SEPTEMBER, 2023

(₹ in Lakhs)

Particulars	As at	As at
	30th September, 2023	31st March, 2023
	Unaudited	Audited
ASSETS		
Non-current Assets		
(a) Property, Plant and Equipment and Intangible Assets		
(i) Property, Plant and Equipment	3,853.98	2,687.82
(ii) Intangible assets	0.83	0.97
(b) Capital work-in-progress	1,346.49	2,139.30
(c) Intangible assets		
(c) Financial Assets		
(i) Investments		
(A) Investment in Subsidiary	1,345.24	1,345.24
(B) Investments In Associate	175.00	0.35
(C) Other Investments	1,444.00	1,330.28
(ii) Others	264.81	386.26
(d) Other non-current assets	304.39	358.61
Total Non-current Assets	8,734.73	8,248.83
Current Assets		
(a) Inventories	3,041.26	1,683.47
(b) Financial Assets		
(i) Trade Receivables	1,446.90	2,289.13
(ii) Cash and Cash Equivalents	46.37	257.69
(iii) Other Bank Balances	2,246.95	2,437.88
(iv) Others	125.78	21.06
(c) Current Tax Assets (Net)	98.97	80.43
(d) Other current assets	152.13	124.89
Total Current Assets	7,158.34	6,894.55
TOTAL ASSETS	15,893.07	15,143.38
EQUITY AND LIABILITIES		
Equity		
(a) Equity Share Capital	978.32	978.32
(b) Other Equity	13,429.15	12,510.69
Total Equity	14,407.47	13,489.01
Liabilities		
(1) Non-current Liabilities		
(a) Provisions	58.90	47.71
(b) Deferred Tax Liabilities (Net)	352.43	342.94
Total Non-current liabilities	411.33	390.65
(2) Current liabilities		
(a) Financial Liabilities		
(i) Borrowings	17.97	-
(ii) Trade Payables		
(A) due to micro enterprises and small enterprises	20.52	30.54
(B) due to other than micro enterprises and small enterprises	671.13	725.41
(iii) Other financial liabilities	282.29	367.08
(b) Other current liabilities	30.94	104.85
(c) Provisions	51.41	35.84
Total Current Liabilities	1,074.27	1,263.72
Total Liabilities	1,485.60	1,654.37
TOTAL EQUITY AND LIABILITIES	15,893.07	15,143.38

Notes :

- The above unaudited standalone financial results have been reviewed by the Audit Committee held on 06th November, 2023 and subsequently approved by the Board of Directors of the Company in its meeting held on 07th November, 2023. These standalone financial results have been reviewed by Statutory Auditors as required under Regulation 33 of the SEBI (Listing Obligations and Disclosure Requirements) Regulations, 2015, as amended.
- The Company has two reportable segments i.e. Speciality Chemicals and Trading in Fruits and Vegetables.
- Figures of corresponding previous year/period(s) have been regrouped /rearranged wherever necessary, to make them comparable.



Place : Mumbai
 Date : 07th November, 2023

By order of the Board of Directors
 For Diamines and Chemicals Limited

(Signature)
AMIT MEHTA
 Executive Chairman
 DIN: 00073907

INDEPENDENT AUDITORS' REVIEW REPORT ON THE UNAUDITED CONSOLIDATED FINANCIAL RESULTS FOR THE QUARTER AND HALF YEAR ENDED SEPTEMBER 30, 2023

To,
The Board of Directors
Diamines and Chemicals Limited

1. We have reviewed the accompanying Statement of Unaudited Consolidated Financial Results of **Diamines and Chemicals Limited** ("the Holding Company") and its subsidiary (the Holding Company and its subsidiary collectively referred to as "the Group"), and its share of the net loss after tax and total comprehensive income of its associate for the quarter and half year ended September 30, 2023, (hereinafter referred to as "Statement" and initialed by us for the purpose of identification), being submitted by the Holding Company pursuant to the requirements of Regulation 33 of the SEBI (Listing Obligations and Disclosure Requirements) Regulations, 2015, as amended.
2. This Statement which is the responsibility of the Holding Company's management and approved by the Company's Board of Directors, has been prepared in accordance with the applicable Indian Accounting Standards (Ind AS) specified under section 133 of the Companies Act, 2013 ("Act"), as amended, read with relevant rules issued thereunder and other accounting principles generally accepted in India. Our responsibility is to express a conclusion on the Statement based on our review.
3. We conducted our review of the Statement in accordance with the Standard on Review Engagements (SRE) 2410, "Review of Interim Financial Information Performed by the Independent Auditor of the Entity", issued by the Institute of Chartered Accountants of India. This Standard requires that we plan and perform the review to obtain moderate assurance as to whether the Statement is free of material misstatement. A review of interim financial information consists of making inquiries, primarily of persons responsible for financial and accounting matters, and applying analytical and other review procedures. A review is substantially less in scope than an audit conducted in accordance with Standards on Auditing and consequently does not enable us to obtain assurance that we would become aware of all significant matters that might be identified in an audit. Accordingly, we do not express an audit opinion.

We also performed procedures in accordance with the Circular issued by the Securities and Exchange Board of India under Regulation 33(8) of the SEBI (Listing Obligations and Disclosure Requirements) Regulations, 2015 as amended, to the extent applicable.

4. The Statement includes the results of the following entities:

Sr. No.	Name of the Entity	Relationship
1	Diamines and Chemicals Limited	Holding Company
2	DACL Fine Chem Limited	Wholly owned subsidiary
3	KLJ Organic Diamines Limited	Associate

5. Based on our review conducted and procedures performed as stated in paragraph 3 above, nothing has come to our attention that causes us to believe that the accompanying Statement, prepared in accordance with the applicable Ind AS specified under Section 133 of the Companies Act, 2013 as amended, read with relevant rules issued thereunder and other recognised accounting practices and policies, has not disclosed the information required to be disclosed in terms of Regulation 33 of the SEBI (Listing Obligations and Disclosure Requirements) Regulations, 2015, as amended, including the manner in which it is to be disclosed, or that it contains any material misstatement.



Converted into Limited Liability Partnership (LLPIN: ABB-3171) w. e. f. June 7, 2022 from K C Mehta & Co. (Firm Reg. No.: GUJVA102890)

Regd Office: Meghdhanush, Race Course, Vadodara - 390 007 | **Branches:** Ahmedabad • Bengaluru • Mumbai
Phone: +91 265 2440400 | e-mail: connect@kcmehta.com | website: www.kcmehta.com

6. Other Matters

a. We have reviewed the interim financial results of the subsidiary referred to in paragraph 4 above included in the Statement, whose interim financial results for the quarter and half year ended September 30, 2023 are reflected in the table below :

(₹ in Lakhs)

Particulars	Quarter ended September 30, 2023	Half year ended September 30, 2023
Total Assets	1417.36	1417.36
Total Revenues	NIL	NIL
Total net profit/(loss) after tax	(28.97)	(43.81)
Total Comprehensive Income	(28.97)	(43.81)
Total Cash flow (net)	(2.54)	(2.35)

b. The consolidated unaudited financial results also include the Group's share of net loss after tax, and total comprehensive income for the quarter and half year ended September 30, 2023, as mentioned below, in respect of an Associate, based on its interim financial results. The interim financial results of an Associate have been reviewed by other auditor whose report has been furnished to us by the management and our conclusion on the Statement, in so far as it relates to the amounts and disclosures included in respect of this Associate, is based solely on the report of the other auditor and procedures performed by us as stated in paragraph 3 above.

(₹ in Lakhs)

Particulars	Quarter ended September 30, 2023	Half year ended September 30, 2023
Total net profit/(loss) after tax	(31.67)	(31.67)
Total Comprehensive Income	(31.67)	(31.67)

Our conclusion on the Statement is not modified in respect of this matter.

For K C Mehta & Co LLP
Chartered Accountants
Firm's Registration No. 106237W/W100829



Shripal Shah
Partner

Membership No. 114988

UDIN: 23114988BG4WNBJ1606

Place: Vadodara

Date: November 07, 2023



PART I - STATEMENT OF UNAUDITED CONSOLIDATED FINANCIAL RESULTS FOR THE QUARTER AND HALF YEAR ENDED 30TH SEPTEMBER, 2023

Particulars	Quarter ended			Half Year ended		Year ended
	30th September, 2023	30th June, 2023	30th September, 2022	30th September, 2023	30th September, 2022	31st March, 2023
	Unaudited	Unaudited	Unaudited	Unaudited	Unaudited	Audited
I Revenue from Operations	1,992.27	3,170.01	2,697.85	5,162.28	5,000.03	11,055.86
II Other Income	61.31	70.21	65.70	131.52	122.02	274.65
III Total Income (I+II)	2,053.58	3,240.22	2,763.55	5,293.80	5,122.05	11,330.51
IV Expenses:						
(a) Cost of Material Consumed	726.34	585.64	430.36	1,311.98	732.30	3,325.00
(b) Changes in Inventories of Finished Goods and Work-in-progress	(284.46)	281.05	(0.89)	(3.41)	(69.31)	(545.31)
(c) Purchase of Stock in trade	324.56	496.03	-	820.59	-	-
(d) Employee Benefit Expenses	306.14	272.32	253.51	578.46	494.33	974.36
(e) Finance Costs	4.45	3.83	2.29	8.28	6.01	14.47
(f) Depreciation and amortisation expense	68.70	49.71	44.47	118.41	86.11	178.27
(g) Other Expenses	420.10	576.12	377.49	996.22	737.03	1,748.68
Total Expenses	1,565.83	2,264.70	1,107.23	3,830.53	1,986.47	5,695.47
V Profit before tax (III-IV)	487.75	975.52	1,656.32	1,463.27	3,135.58	5,635.04
VI Tax Expense:						
(a) Current Tax	119.30	270.81	419.19	390.11	792.97	1,425.57
(b) Tax relating to earlier years	-	-	-	-	-	7.98
(c) Deferred Tax	(4.45)	3.84	(0.12)	(0.61)	2.81	10.78
Total tax expenses	114.85	274.65	419.07	389.50	795.78	1,444.33
VII Profit for the Period before Share of Profit/ (Loss) of Associate (V-VI)	372.90	700.87	1,237.25	1,073.77	2,339.80	4,190.71
VIII Share of Profit/ (Loss) of Associate	(31.67)	-	-	(31.67)	(0.35)	(0.35)
IX Net Profit after taxes and Share of Profit/ (Loss) of Associate (VII+VIII)	341.23	700.87	1,237.25	1,042.10	2,339.45	4,190.36
X Other Comprehensive Income (OCI)						
A. Items that will not be reclassified subsequently to profit or loss						
i. Remeasurement gain/(loss) on the Defined Benefit Plans	(11.57)	-	4.63	(11.57)	4.63	4.66
ii. Gain/(Loss) on measuring equity instruments at Fair Value carried through Other Comprehensive Income (FVTOCI)	(49.97)	163.71	116.98	113.74	(86.41)	(209.50)
iii. Income tax	8.63	(18.73)	(14.55)	(10.10)	8.15	22.22
B. Items that will be reclassified subsequently to profit or loss	-	-	-	-	-	-
XI Total Comprehensive Income for the period (IX+X)	288.31	845.85	1,344.31	1,134.16	2,265.82	4,007.74
Profit for the period attributable to:						
- Owners of the Company	341.23	700.87	1,237.25	1,042.10	2,339.45	4,190.36
- Non-controlling interests	-	-	-	-	-	-
Other comprehensive income for the period						
- Owners of the Company	(52.92)	144.98	107.06	92.06	(73.63)	(182.62)
- Non-controlling interests	-	-	-	-	-	-
Total comprehensive income for the period						
- Owners of the Company	288.31	845.85	1,344.31	1,134.16	2,265.82	4,007.74
- Non-controlling interests	-	-	-	-	-	-
X Paid-up Equity Share Capital (Face Value of ₹ 10 each)	978.32	978.32	978.32	978.32	978.32	978.32
XI Other Equity						12,474.22
XII Earnings per equity share (Face Value of ₹ 10 each) - (not annualised)						
Basic (₹)	3.81	7.16	12.65	10.97	23.92	42.84
Diluted (₹)	3.81	7.16	12.64	10.97	23.90	42.80



[Handwritten Signature]





DIAMINES AND CHEMICALS LIMITED
CIN : L24110GJ1976PLC002905
Registered Office : Plot No.13 P.C.C. Area, P.O.Petrochemicals, Dist.Vadodara 391346(Gujarat)
Phone : 0265-3920200 Fax : 0265-2230218
Email : info@dacl.co.in Website : www.dacl.co.in

PART II : UNAUDITED SEGMENT WISE REVENUE, RESULTS, ASSETS & LIABILITIES (CONSOLIDATED)

Particulars	Quarter ended			Half Year ended		Year Ended
	30th September, 2023	30th June, 2023	30th September, 2022	30th September, 2023	30th September, 2022	31st March, 2023
	Unaudited	Unaudited	Unaudited	Unaudited	Unaudited	Audited
A. Segment Revenue						
a. Speciality Chemicals	1,820.38	2,805.51	2,697.85	4,625.89	5,000.03	11,055.86
b. Trading in Fruits and Vegetables	171.89	364.50	-	536.39	-	-
Revenue from Operations (a+b)	1,992.27	3,170.01	2,697.85	5,162.28	5,000.03	11,055.86
B. Segment Results						
Profit/(Loss) before tax and finance costs						
i. Speciality Chemicals	464.35	953.70	1,658.62	1,418.06	3,141.59	5,649.51
ii. Trading in Fruits and Vegetables	27.85	25.65	-	53.50	-	-
Sub-total (i+ii)	492.21	979.35	1,658.62	1,471.56	3,141.59	5,649.51
Less:-Finance costs	4.45	3.83	2.29	8.28	6.01	14.47
Profit before Tax	487.75	975.52	1,656.32	1,463.27	3,135.58	5,635.04
C. Segment Assets						
a. Speciality Chemicals	15,625.74	15,500.32	13,477.09	15,625.74	13,477.09	15,107.65
b. Trading in Fruits and Vegetables	202.31	206.92	-	202.31	-	-
Total	15,828.05	15,707.24	13,477.09	15,828.05	13,477.09	15,107.65
D. Segment Liabilities						
a. Speciality Chemicals	1,529.01	1,699.61	1,477.96	1,529.01	1,477.96	1,655.11
b. Trading in Fruits and Vegetables	-	-	-	-	-	-
Total	1,529.01	1,699.61	1,477.96	1,529.01	1,477.96	1,655.11



DIAMINES AND CHEMICALS LIMITED

CIN : L24110GJ1976PLC002905

Registered Office : Plot No.13 P.C.C. Area, P.O.Petrochemicals, Dist. Vadodara 391346(Gujarat)

Email : info@dacl.co.in Website : www.dacl.co.in

PART III- STATEMENT OF UNAUDITED CONSOLIDATED CASH FLOWS STATEMENT FOR THE HALF YEAR ENDED 30TH SEPTEMBER, 2023

(₹ in Lakhs)

Particulars	For the Half year ended 30th September, 2023	For the Half year ended 30th September, 2022
A. CASH FLOW FROM OPERATING ACTIVITIES		
Net Profit/(Loss) before tax	1,463.27	3,135.58
Adjustments for:		
Depreciation / Amortisation / Impairment of Property, Plant and Equipment and Intangible Assets	200.77	86.11
Remeasurement gain/(loss) on the Defined Benefit Plans	(11.57)	4.63
Employee Stock Option Exp	5.82	-
Dividend Income	(13.42)	(8.62)
Interest Income	(109.38)	(112.15)
Finance Costs	8.28	6.01
(Profit)/Loss on sale of Property, Plant and Equipment	(8.59)	-
(Profit)/Loss on sale of shares	0.41	-
Unrealised Loss/(Gain) on Foreign Exchange	7.37	(0.43)
Provision for Doubtful Receivables/Advances/Sundry balances written off	-	-
Provision/Advances/Sundry Balances written back	(1.58)	-
Operating Profit/(Loss) before changes in working capital	1,541.40	3,111.13
Adjustment for (Increase)/Decrease in Operating Assets		
Trade Receivables	842.23	(277.48)
Inventories	(1,356.20)	(189.41)
Financial Assets and Other Assets	(65.88)	(37.45)
Long-term Loans and Advances and Other Non-current Assets	121.43	-
Adjustment for Increase/(Decrease) in Operating Liabilities		
Trade Payables	(35.81)	227.32
Other Financial Liabilities	(79.78)	63.41
Other Liabilities and provisions	(45.36)	(80.86)
Cash flow from operations after changes in working capital	922.05	2,816.66
Income-tax paid	(408.76)	(552.19)
Net Cash Flow from/(used in) Operating Activities	513.29	2,264.47
B. CASH FLOW FROM INVESTING ACTIVITIES		
Interest Received	109.38	112.15
Dividend Received	13.42	8.62
Purchase of Equity Instruments	(26.12)	(144.46)
Sale of Equity Instruments	25.71	8.75
Investment in Associates	(174.65)	-
Purchase of Property, Plant and Equipment, Intangible assets including CWIP & Capital Advances	(593.05)	(935.04)
Sale of Property, Plant and Equipment	11.20	-
Bank Balances not considered as Cash and Cash Equivalents	190.93	(889.05)
Net Cash Flow from/(used in) Investing Activities	(443.15)	(1,839.03)
C. CASH FLOW FROM FINANCING ACTIVITIES		
Finance Costs	(8.28)	(6.01)
Payment of Dividend & Tax on Dividend	(293.50)	(293.50)
Increase / (Decrease) in Current Borrowings	17.97	-
Net Cash Flow from/(used in) Financing Activities	(283.81)	(299.51)
Net Increase/ (Decrease) in Cash and Cash Equivalents	(213.67)	125.93
Cash & Cash Equivalents at beginning of period (see Note 1)	261.05	100.33
Cash and Cash Equivalents at end of period (see Note 1)	47.38	226.26
Notes:		
1 Cash and Cash equivalents comprise of:		
Cash on hand	0.12	0.79
Balance with Banks	47.26	225.47
Cash and Cash equivalents	47.38	226.26
2 The above Consolidated Statement of Cash Flows has been prepared under the "Indirect Method" as set out in the Indian Accounting Standard 7 - "Statement of Cash Flows".		



PART IV : STATEMENT OF UNAUDITED CONSOLIDATED ASSETS AND LIABILITIES
AS AT 30TH SEPTEMBER, 2023

Particulars	(₹ in Lakhs)	
	As at 30th September, 2023 Unaudited	As at 31st March, 2023 Audited
ASSETS		
Non-current Assets		
(a) Property, Plant and Equipment and Intangible Assets		
(i) Property, Plant and Equipment	5,178.26	4,005.46
(ii) Intangible assets	0.83	0.97
(b) Capital work-in-progress	1,420.26	2,139.30
(c) Intangible assets		
(c) Financial Assets		
(A) Other Investments	1,444.00	1,330.28
(B) Investments accounted for using Equity Method	142.98	-
(ii) Others	265.01	386.46
(d) Other non-current assets	304.39	368.33
Total Non-current Assets	8,755.73	8,230.80
Current Assets		
(a) Inventories	3,041.26	1,683.47
(b) Financial Assets		
(i) Trade Receivables	1,446.90	2,289.13
(ii) Cash and Cash Equivalents	47.38	261.05
(iii) Other Bank Balances	2,246.95	2,437.88
(iv) Others	20.65	-
(c) Current Tax Assets (Net)	99.07	80.43
(d) Other current assets	170.11	124.89
Total Current Assets	7,072.32	6,876.85
TOTAL ASSETS	15,828.05	15,107.65
EQUITY AND LIABILITIES		
Equity		
(a) Equity Share Capital	978.32	978.32
(b) Other Equity	13,320.71	12,474.22
Total Equity	14,299.03	13,452.54
Liabilities		
(1) Non-current Liabilities		
(a) Provisions	58.90	47.71
(b) Deferred Tax Liabilities (Net)	352.43	342.94
Total Non-current liabilities	411.33	390.65
(2) Current liabilities		
(a) Financial Liabilities		
(i) Borrowings	17.97	-
(ii) Trade Payables		
(A) due to micro enterprises and small enterprises	20.52	30.54
(B) due to other than micro enterprises and small enterprises	707.12	725.53
(iii) Other financial liabilities	287.86	367.65
(b) Other current liabilities	32.79	104.90
(c) Provisions	51.41	35.84
Total Current Liabilities	1,117.69	1,264.46
Total Liabilities	1,529.01	1,655.11
TOTAL EQUITY AND LIABILITIES	15,828.05	15,107.65


Notes :

- The above unaudited consolidated financial results have been reviewed by the Audit Committee held on 06th November, 2023 and subsequently approved by the Board of Directors of the Company in its meeting held on 07th November, 2023. These consolidated financial results have been reviewed by Statutory Auditors as required under Regulation 33 of the SEBI (Listing Obligations and Disclosure Requirements) Regulations, 2015, as amended.
- The Group has two reportable segments i.e. Speciality Chemicals and Trading in Fruits and Vegetables.
- Figures of corresponding previous year/period(s) have been regrouped /rearranged wherever necessary, to make them comparable.



Place : Mumbai
 Date : 07th November, 2023

By order of the Board of Directors
 For Diamines and Chemicals Limited


ANIL MEHTA
 Executive Chairman
 DIN: 00073907

